


Rat EGF protein

Cat #:PRP1211

Size: 20 µg /100 µg/500 µg /1 mg

Product Information

	Product Name: Rat EGF protein		
	Reconstitution: Use the buffer we provided to reconstitute the lyophilized Rat EGF protein		
REF	Catalog Number: PRP1211	LOT	Lot Number: Refer to product label
	Purity: ≥ 98 % as determined by SDS-PAGE		
	Storage: Store at -20°C		Preparation method: <i>E.coli</i>
	Shipping: The product is shipped at ambient temperature.		

Background: EGF is a single-pass type I membrane protein, containing 8 LDL-receptor class B repeats and 9 EGF-like domains. EGF is a growth factor that stimulates the growth of various epidermal and epithelial tissues in vivo and in vitro and of some fibroblasts in cell culture. It results in cellular proliferation, differentiation, and survival. Additionally, EGF has been shown to inhibit gastric secretion, and to be involved in wound healing. EGF signals through a receptor known as c-erbB, which is a class I tyrosine kinase receptor. This receptor also binds with TGF- α and VGF (vaccinia virus growth factor).

Sequence: Amino acid sequence derived from Rat EGF isoform (P07522)(Asn974-Arg1026) was expressed.


Protein length: The recombinant Rat EGF consists of 53 amino acids and has a predicted molecular mass of 6.3 kDa.

Endotoxin: < 0.1 EU per µg of the protein as determined by the LAL method.

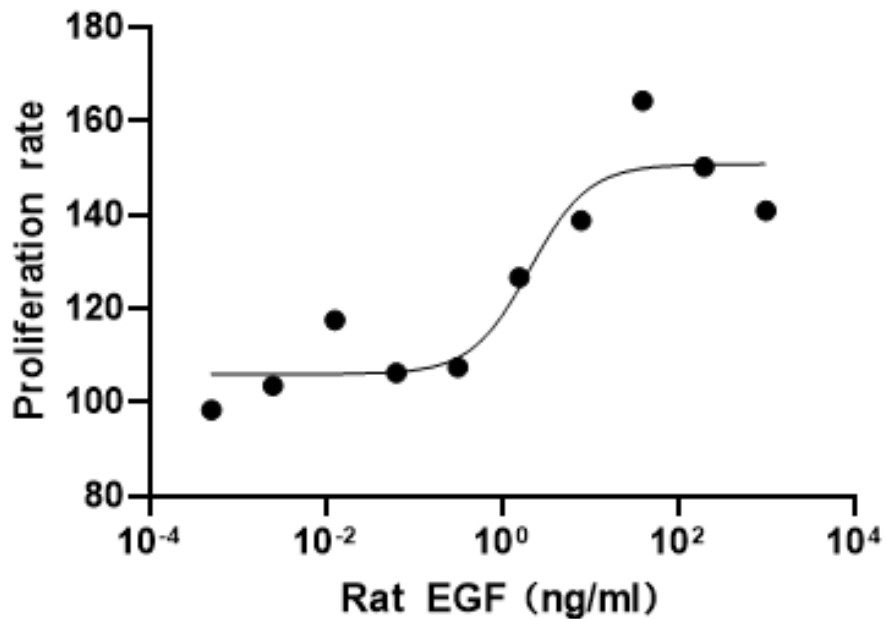
Formulation: Lyophilized from sterile 20 mM Tris, 150 mM NaCl pH 7.5.

Storage Instructions: Lyophilized Rat EGF protein product should be stored desiccated below -18°C for 12 months. Upon reconstitution, the protein should be stored at 4°C between 2-7 days and below -18°C for 3 months. For long term storage it is recommended to add a carrier protein (example 0.1% HSA or BSA), aliquot and store below -18°C, Please prevent freeze-thaw cycles.

Usage notes: Always centrifuge tubes before opening. It is recommended to centrifuge at 12000 rpm for 1 minute. Then reconstitute the lyophilized Rat EGF protein using the buffer we provided not less than 100µg/ml, which can then be further diluted to other aqueous solutions.



Biological Activity: Measured in a cell proliferation assay using Balb/c 3T3 mouse embryonic fibroblasts. The ED₅₀ for this effect is typically 2.09 ng/mL. The specific activity of recombinant Rat EGF is approximately >4.78 x 10⁵ IU/mg.



Note: The product listed herein is for research use only and is not intended for use in human or clinical diagnosis. Suggested applications of our products are not recommendations to use our products in violation of any patent or as a license. We cannot be responsible for patent infringements or other violations that may occur with the use of this product.